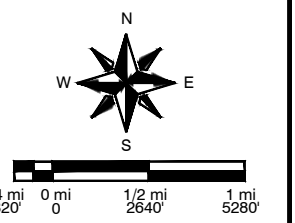


REVISIONS	
H	Issued for tree trimming F.J.W./B.W.B. 05/03/12
I	Revised and reissued S.M.P./B.W.B. 05/23/12
J	Revised, Added switch numbers J.J.R./S.M.P. 08/22/13
K	2014 Construction Added F.J.W./B.W.B. 12/09/15
L	Revised West Circuit Switch F.J.W./B.W.B. 12/15/15
M	Revised UTL colors and legend F.J.W./B.W.B. 12/18/15
N	2015 Construction Added F.J.W./B.W.B. 07/28/16
O	2016-17 Construction Added S.M.P./B.W.B. 12/05/17
P	Revised circuit name S.M.P. 01/22/18
Q	Added 2018-2020 construction S.M.P. 07/17/20

COLOR LEGEND	
Blue line	110 East Circuit
Red line	120 Uptown Circuit
Cyan line	210 Industrial Park Circuit
Green line	220 Baker Circuit
Purple line	310 Back-up to Baker Circuit
Orange line	320 West Circuit
Yellow-Green line	330 Varco-Pruden / West Urban Circuit
Dark Blue line	410 South / Magnolia Circuit
Magenta line	420 Landmark Circuit
Bright Green line	430 North Prairie Circuit / Back-Up to Industrial Park Circuit

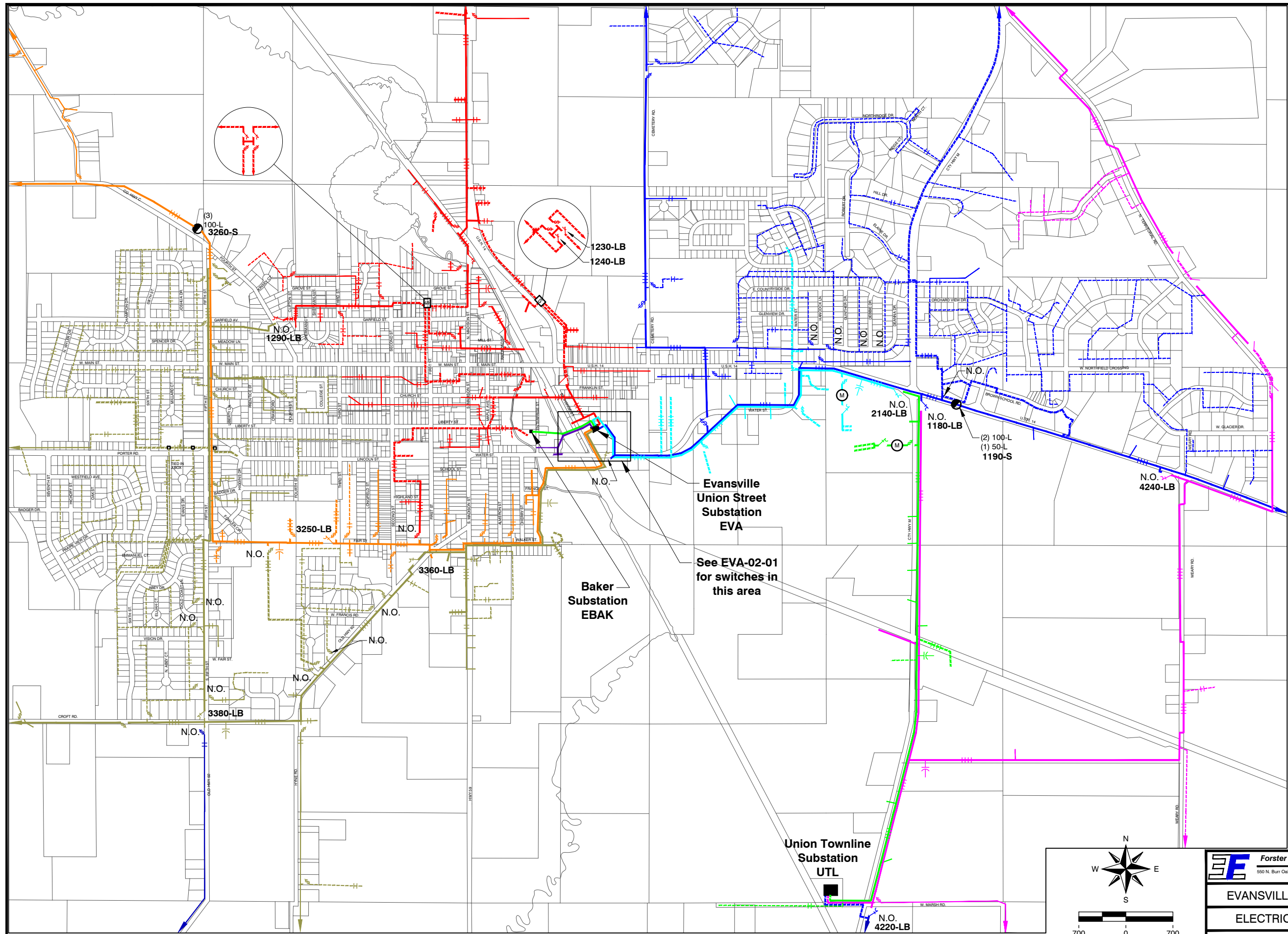
LEGEND	
Black square	Substation
Three horizontal lines	Three Phase Electrical
Two horizontal lines	Two Phase Electrical
One horizontal line	One Phase Electrical
Dashed line	Underground Electrical
Single pole symbol	Single Pole Disconnect
Single pole with break symbol	Single Pole, Load Break Disconnect
Three pole symbol	Three Pole, Ganged Disconnect
Three pole with break symbol	Gang Operated, Load Break Switch
Switch with horn symbol	Switch With Arcing Horn or Quick Break Whip Added
Fused cutout symbol	Fused Cutout
Capacitor symbol	Capacitor
Voltage regulator symbol	Voltage Regulator
Circle with '3' and arrow	Circuit Recloser Qty-3



See Dwg E2-D-E102

- NOTES:**
- All switches and fused cutouts are normally closed unless labeled normally open (N.O.)
 - This drawing replaces E2-D-89C-E1 - Revision R

Forster Electrical Engineering, Inc. <small>550 N. Burr Oak Ave. Oregon WI 53575 (608) 835-9009 (608) 835-9039 fax</small>	DRAWING NUMBER: E2-D-E100
	EVANSVILLE WATER & LIGHT DEPARTMENT
ELECTRICAL SYSTEM DOCUMENTATION	
12.47 kV RURAL SWITCHING MAP	
DRAFTING CHECK: S.M.P.	ENGINEERING CHECK: B.W.B.



REVISIONS	
K	Revised UTL colors and legend F.J.W./B.W.B. 12/18/15
L	Added 2016-17 construction S.M.P./B.W.B. 12/05/2017
M	Revised circuit name S.M.P. 01/22/2018
N	Added tie-circuit to high school S.M.P. 04/18/2018
O	Added 2018 construction S.M.P. 06/19/2019
P	Added 2019 construction S.M.P. 11/07/2019
Q	Added 2020 construction S.M.P. 07/21/2020

COLOR LEGEND

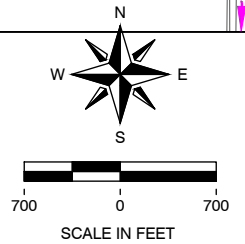
- 110 East Circuit
- 120 Uptown Circuit
- 210 Industrial Park Circuit
- 220 Baker Circuit
- 310 Backup to Baker Circuit
- 320 West Circuit
- 330 Varco-Pruden / West Urban Circuit
- 410 South Circuit
- 420 Landmark Circuit
- 430 North Prairie Circuit / Back-Up to Industrial Park Circuit

LEGEND

- Substation
- Three Phase Electrical
- Two Phase Electrical
- One Phase Electrical
- Underground Electrical
- Single Pole Disconnect
- Three Pole, Ganged Disconnect
- Gang Operated, Load Break Switch
- Switch With Arcing Horn Or Quick Break Whip Added
- Fused Cutout
- Pad Mounted Switchgear
- Capacitor
- Voltage Regulator
- Circuit Recloser Qty = 3
- Metering

NOTES:

1. All switches and fused cutouts are normally closed unless labeled normally open (N.O.)
2. This drawing replaces E2-D-89C-E2 - Revision M



<p>Forster Electrical Engineering, Inc. 550 N. Burr Oak Ave., Oregon WI 53575 (808) 835-9009 (808) 835-9039 fax</p>	DRAWING NUMBER: E2-D-E102
	<p>EVANSVILLE WATER & LIGHT DEPARTMENT</p> <p>ELECTRICAL SYSTEM DOCUMENTATION</p> <p>12.47 KV URBAN SWITCHING MAP</p>
DRAFTING CHECK: S.M.P.	ENGINEERING CHECK: B.W.B.